

---

## Pressure Transmitter with Digital Switch

### Model : P800S (General Head)

### P800 (Explosion Proof Head)

---

**WISE**  
SENSOR

#### Advantages

- High precision micro-processor based digital pressure switch / transmitter for industrial applications
- Adjustable switch points allow the user to obtain various pressure settings for each of the 2 switches and span
- Measuring ranges from 0.2 to 350 kgf / cm<sup>2</sup>
- Advanced piezoresistive silicon measuring cells
- Excellent accuracy and long term stability
- 4 digit LED local display
- 2 switching points with analog output signal
- Measuring range turn down maximum 10:1



P800S

#### Applications

The High precision micro-processor based digital pressure switch with analog output signal can be used for a wide range of applications in process control, automatic machinery and hydraulic or pneumatic system design.

- Chemical, petrochemical, food and drug process control
- Hydraulic and pneumatic equipments
- Machine tools and automatic machinery
- LPG and LNG transmission control and storage tank monitoring
- Engine monitoring and control
- Vacuum pump and injection molding machine Functions



P800

#### Descriptions

P800 Series micro-processor based digital pressure switch is ideal for applications that require highly accurate process control and monitoring. The P800S / P800 with its built-in piezoresistive pressure measuring cell, a 4-digit digital display, 2 switching points, 4~20mA analog output signal and a front function keys, offer the user all the advantages of a modern electronic pressure measurement.

External adjustments allow the user to set the pressure ranges, switch points, deadband and zero or span calibration, etc. It has a water resistant, stainless steel housing for complete protection from harsh environment and its 4~20mA current output is ideal for remote monitoring of both primary and secondary process variables. It has been designed as an advanced device for measuring pressure of gases and liquids in industrial applications. It is extremely versatile and suitable for measuring dynamic or static pressure. The pressure to be measured acts through thin corrosion resistant stainless steel 316L diaphragm on a silicon measuring element. The pressure transmitting medium is silicon oil. The measuring element contains diffused piezoresistive resistors which are connected into a Wheatstone bridge. The output signal of this bridge is temperature compensated and converted into a standardized current or voltage output signal.

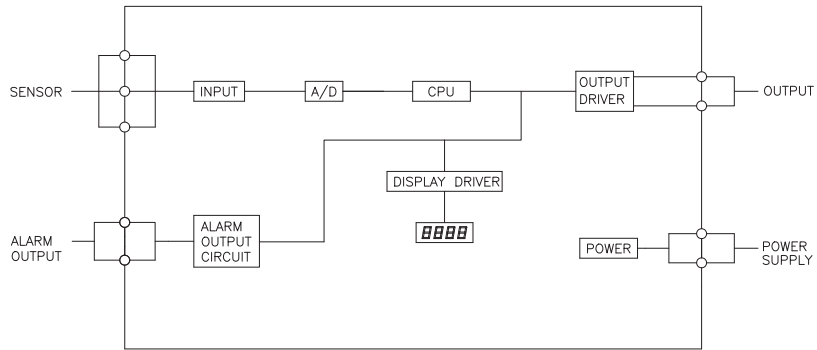
## Specification

Input	
Technology	Piezoresistive silicon pressure sensor
Pressure ranges	0~0.2 to 0~350 kgf / cm <sup>2</sup> relative pressure 0~1 to 350 kgf / cm <sup>2</sup> absolute pressure
Pressure reference	Gauge, absolute, vacuum and compound
Overload	3x full scale without damage
Output	
output signal	2 switching points
	4~20mA current output
	2 switching points with analog output (4-20mA)
	Other signal available on request
Local display	LED 4 digit
Electrical connection type	Other signals available on request
Electrical Specification	
Excitation voltage	24V DC (12~36V DC), 85~260V AC (optional)
Load resistance max @ 24V	500Ω at 24V
Influence of excitation	0.01% FSO/V
Power ripple	≤ 500mV P-P
Reverse polarity	Protected
Shock resistance	No change in performance after 10Gs for 11ms
Vibration	0.1G (1m / s / s) maximum
Response time (10~90%)	≤ 2 milliseconds
Switching current	Maximum 1.2A
Range turn down	Max. 10 : 1
Performance Specification	
Accuracy	≤± 0.25% FSO
Non-linearity	± 0.100% FSO typical
Repeatability	± 0.015% FSO typical
Pressure hysteresis	± 0.010% FSO typical
Long term stability	± 0.3% FSO over 6 month
Cutoff frequency (-3 d B)	≤ 2KHz
Reference temperature	35°C
Operating temperature range	-40~125 °C
Compensated temperature range	0~82 °C
Thermal sensitivity shift	≤± 0.2% FSO in reference to 35°C typical
Thermal zero shift	≤± 0.2% FSO in reference to 35°C typical
Thermal hysteresis	≤± 0.1% FSO in reference to 35°C typical
Physical Specification	
Process connection	PT1/4, PT3/8, PT1/2 male thread
	PF1/4, PF3/8, PF1/2 male thread
	Female thread & other connections available on request
Electrical connection	PT1/2" female
Process media	Gases and liquids compatible with stainless steel 316
Materials wetted by process	Diaphragm : Stainless steel 316L
	Housing : Stainless steel 316, Aluminum Die-casting terminal head
	Gasket O-ring : Viton (HNBR, CSM, etc.)
Enclosure rating	IP65
Explosion protection	Ex d IIC T6 (Only P800)
Influence of mounting position	Under 0.5 kgf / cm <sup>2</sup> , mounted vertically
Weight	Approx. (950g)
Options	Sealed diaphragm with thread connection
	Sealed diaphragm with flange mounting
	Siphon tube
	Sealed diaphragm with capillary

Note : ① For high pressure measurement, this model is available up to 2000 kgf / cm<sup>2</sup> with thin film pressure sensor.

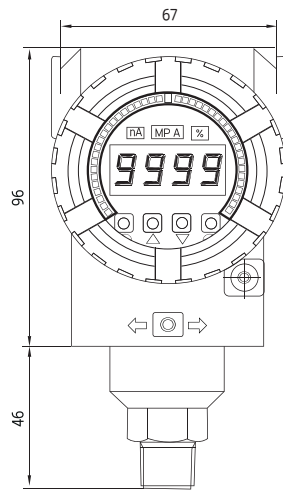
② If it is installed in explosive atmosphere, the covers should be kept tight when circuit alive.

## System connection for digital switch

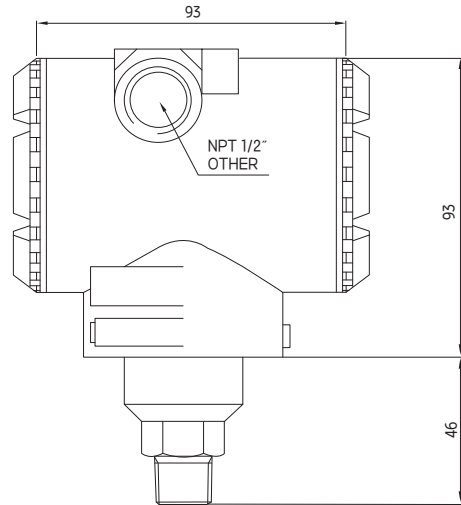


Dimension (mm)	Electrical connection
----------------	-----------------------

### P800S

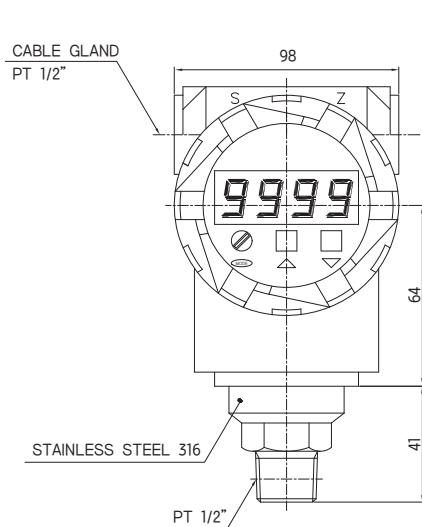


Front view

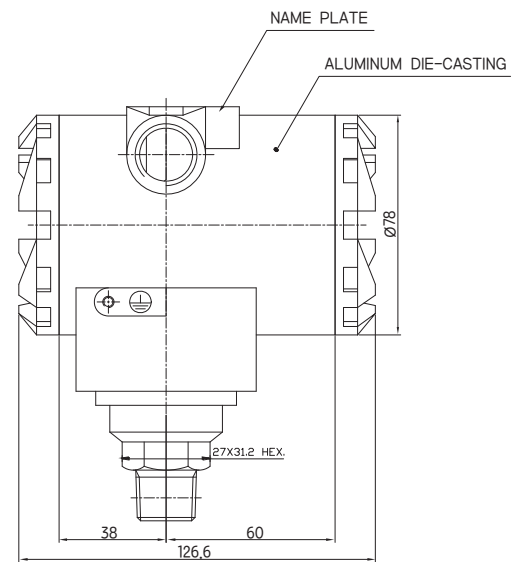


Side view

### P800



Front view



Side view

## Ordering Information

### Pressure Transmitter with Digital Switch

#### 1. Base model

P800S										Piezoresistive silicon sensor (General head)
P800										Piezoresistive silicon sensor (Explosion proof head)

#### 2. Pressure reference

R										Relative pressure
A										Absolute pressure

#### 3. Process connection type "1"

M										Male thread
F										Female thread

#### 4. Process connection type "2"

T										PT thread as standard
N										NPT thread
F										PF thread
X										Other process connections available on request

#### 5. Process connection size

1										1/4"
2										3/8"
3										1/2"
X										Other units available on request

#### 6. Accuracy

H										± 0.25% F.S.O
---	--	--	--	--	--	--	--	--	--	---------------

#### 7. Measuring range

01										0~2000 mmH <sub>2</sub> O	
02										0~5000 mmH <sub>2</sub> O	
03										0~1 kgf / cm <sup>2</sup> , bar	0~0.1 Mpa
04										0~2 kgf / cm <sup>2</sup> , bar	0~0.2 Mpa
05										0~5 kgf / cm <sup>2</sup> , bar	0~0.5 Mpa
06										0~10 kgf / cm <sup>2</sup> , bar	0~1 Mpa
07										0~20 kgf / cm <sup>2</sup> , bar	0~2 Mpa
08										0~35 kgf / cm <sup>2</sup> , bar	0~3.5 Mpa
09										0~50 kgf / cm <sup>2</sup> , bar	0~5 Mpa
10										0~100 kgf / cm <sup>2</sup> , bar	0~10 Mpa
11										0~200 kgf / cm <sup>2</sup> , bar	0~20 Mpa
12										0~350 kgf / cm <sup>2</sup> , bar	0~35 Mpa
xx										Other calibration ranges available on request	

#### 8. Unit

M										Calibration in mmH <sub>2</sub> O
K										Calibration in kgf / cm <sup>2</sup>
A										Calibration in Mpa
B										Calibration in bar
X										Other units available on request

#### 9. Output signal

N										None output signal
R										2 switching points
C										4~20mA Current output signal
D										2 switching point with 4~20mA analog output
X										Other signals available on request

#### 10. Power supply

D										24V DC power supply
A										24V AC power supply
U										85~260V, AC
X										Other power units available on request

#### 11. Option

N										None options
T										Sealed diaphragm with thread (option)
F										Sealed diaphragm with flange mounting
C										Cooling Fin
S										Siphon tube
X										Other accessories available on request

P800S	R	M	T	2	H	01	K	C	D	N	Sample ordering code
-------	---	---	---	---	---	----	---	---	---	---	----------------------

Specifications subject to change without notice