

# Industrial bimetal thermometer

## Model : T111

Spec. sheet no. TD01-02

### Service intended

Bimetal thermometer is used for measuring temperature of gas or fluid. It is suitable for measurement, regulation, and direct monitoring for the fluid. It meets the most stringent criteria on resistance to a corrosive atmosphere and exceptional climatic circumstances.



### Nominal diameter

75, 100, 125 and 150 mm

### Accuracy


±2.0 % of full scale

### Temperature element

Coiled bimetal

### Working range

Maximum scale value



## Standard features

### Location of stem

Center back connection, direct

### Pointer

Black painted aluminium alloy

### Case

304SS

### Stem

6.0, 6.4, 8.0 and 10.0 mm diameter  
304SS, 316SS and 316L SS  
Max. Insertion length : 2,000 mm

### Cover

304SS

### Zero adjustment

External

### Window

Glass

### Stem, process connection

1/4", 3/8", 1/2", 3/4" PT, NPT and PF

### Dial

White aluminium with black graduations

### Option

±1.0 % of full scale

## Main order

## Ordering information

### 1. Base model

**T111** Industrial bimetal thermometer

### 2. Nominal diameter (mm)

- 3** 75
- 4** 100
- 5** 125
- 6** 150

### 3. Type of mounting

**X** Center back connection, direct

### 4. Stem material

- 0** 304SS
- 1** 316SS
- 2** 316L SS

### 5. Stem, process connection

- A** None
- C** ¼"
- D** ⅜"
- E** ½"
- F** ¾"
- G** 1½S (Only available with sanitary)
- H** 2S (Only available with sanitary)
- I** 2½S (Only available with sanitary)

### 6. Stem connection type (CF: Compression fitting)

- A** None
- B** PF
- C** PT
- D** NPT
- E** CF + PT
- F** CF + NPT
- G** CF + PF
- H** MT + PT (Movable thread)
- I** MT + NPT (Movable thread)
- J** MT + PF (Movable thread)
- S** Clamp (Sanitary type flange)

### 7. Stem outer diameter (mm)

- 0** 6.0
- 1** 6.4
- 2** 8.0
- 3** 10.0 (Not available process connection, ¼")

### 8. Range

**XXX** Refer to scale range table

### 9. Insertion length

**X** Refer to insertion length table

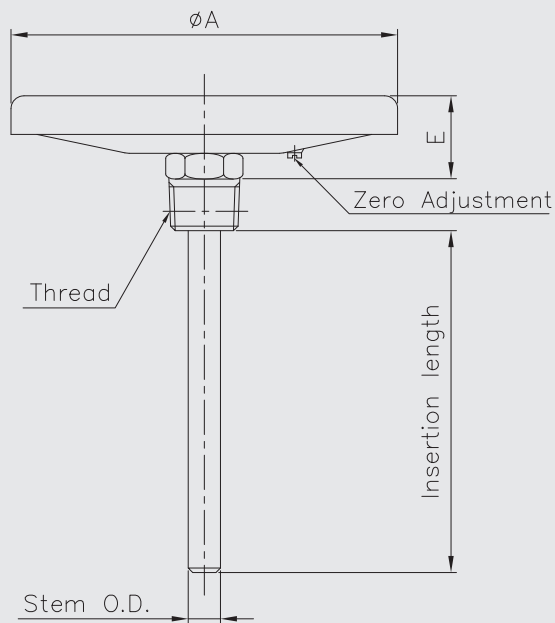
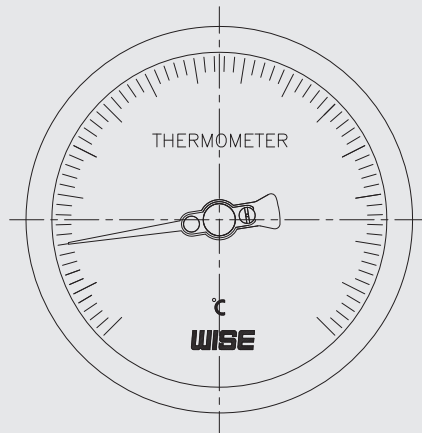
### 10. Accessories

- 0** None
- 1** Thermowell
- 2** Special accuracy (±1.0 % of full scale)
- 3** Thermowell and special accuracy

1	2	3	4	5	6	7	8	9	10
T111	4	X	0	E	C	1	XXX	X	1

Sample  
ordering code

## T111 : Type of mounting



Dimensions (mm)

Dial Size	A	E±2
75	86.5	28
100	111	32
125	137.5	30
150	169.5	43

## Scale ranges

Code	Scale range (°C)	Scale spacing (°C)	Minimum stem length (mm)	
			6.0 and 6.4	8.0 and 10.0
032	-50 ~ 50	2	55	50
037	-50 ~ 100	2	45	35
054	-30 ~ 50	2	70	60
059	-30 ~ 100	2	50	45
061	-30 ~ 120	2	45	35
069	-20 ~ 50	2	80	70
074	-20 ~ 100	2	45	45
079	-20 ~ 150	5	40	35
084	-10 ~ 50	1	95	80
099	0 ~ 50	1	110	70
100	0 ~ 60	1	95	80
101	0 ~ 70	2	80	60
102	0 ~ 80	2	70	55
104	0 ~ 100	2	55	50
106	0 ~ 120	2	50	45
109	0 ~ 150	2	45	35
114	0 ~ 200	5	35	35
119	0 ~ 250	5	35	30
124	0 ~ 300	5	35	25
129	0 ~ 350	5	30	25
134	0 ~ 400	5	80	65
144	0 ~ 500	10	70	60
154	0 ~ 600	10	70	60

## Insertion length

Code	1	2	3	4	5	6	7	8	9	A	B	C
Length (mm)	50	60	70	80	100	120	130	150	175	200	225	250

Code	D	E	F	G	H	J	K	L	M	N	P
Length (mm)	275	300	350	375	400	450	500	550	1,000	1,500	2,000