






	For liquids in bypass chambers	For water and wastewater applications	For liquids in storage and process applications	For liquids in basic process applications	For agitated and corrosive liquids
	OPTIWAVE 1010	OPTIWAVE 1400	OPTIWAVE 5200	OPTIWAVE 5400	OPTIWAVE 7400
					
<b>Frequency range</b>	C-band/6 GHz	K-band/24 GHz	X-band/10 GHz	K-band/24 GHz	K-band/24 GHz
<b>Dielectric constant <math>\epsilon_r</math></b>	NA (with float), $\geq 3$ (without float)	2	$\geq 1.8$ (TBF 1.1)	$\geq 1.4$ (TBF 1.1)	$\geq 1.4$ (TBF 1.1)
<b>Measuring range</b>	0...8 m/0...26.2 ft	0...20 m/0...65.5 ft	0...30 m/0...98 ft	0...100 m/0...328 ft	0...100 m/0...328 ft
<b>Accuracy</b>	$\pm 5$ mm/ $\pm 0.2$ "	$\pm 2$ mm/ $\pm 0.08$ " up to 10 m/32.8 ft	$\pm 5$ mm/ $\pm 0.2$ "	$\pm 2$ mm/ $\pm 0.08$ "	$\pm 2$ mm/ $\pm 0.08$ "
<b>Repeatability</b>	$\pm 2$ mm/ $\pm 0.08$ "	$\pm 1$ mm/ $\pm 0.04$ "	$\pm 1$ mm/ $\pm 0.04$ "	$\pm 1$ mm/ $\pm 0.04$ "	$\pm 1$ mm/ $\pm 0.04$ "
<b>Converter version</b>	C (compact)	C (compact)	C (compact), F (field remote)	C (compact)	C (compact)
<b>Housing material</b>	Aluminum, stainless steel	Stainless steel	Aluminum, stainless steel	Aluminum, stainless steel	Aluminum, stainless steel
<b>Ingress protection</b>	IP66, 67	IP68; NEMA 6P (0.2 barg/2.9 psig for 2 weeks)	IP 66, 67; NEMA 4X	IP66, 68; 0.1 barg/1.45 psig	IP66, 68; 0.1 barg/1.45 psig
<b>Antenna installation*</b>	TLPR*	LPR*	TLPR*	LPR and TLPR*	LPR and TLPR*
<b>Antenna type (material), size (beam angle)</b>	Metallic Horn (316L) $\varnothing 42.4$ mm/1.67" (for BM26 W1010)	Drop (PP) DN80/3" (9°)	Metallic Horn (316L) DN65/2.5" (for BM 26); Metallic Horn (316L) DN80...200/3...8" (32...12°); Wave Horn (PP or PTFE) $\varnothing 43$ mm/1.69" (20°); Metallic Wave Guide (316L) $\varnothing 30$ mm/1.18"	Metallic Horn (316L) DN40...200/1.5...8" (17...5°); Drop (PP) DN80/3" (9°), DN100/4" (7°), DN150/6" (5°)	Metallic Horn (316L) DN40...200/1.5...8" (17...5°); Drop (PEEK) DN80/3" (9°); Drop (PTFE) DN80/3" (8°), DN100/4" (7°), DN150/6" (4°)
<b>Process connection</b>	Welded to bypass chamber or Magnetic Level Indicator (MLI)	Front: thread G 3, 3 NPT Rear: thread G 1, 1 NPT	Thread: G1½, G2, 1½ NPT, 2 NPT; Flange: DN50... 200/2...8", 50...200A	Thread: G1, G1½, 1 NPT, 1½ NPT; Flange: DN40...200/1½...8", 40...200A	Thread: G1, G1½, 1 NPT, 1½ NPT; Flange: DN40...200/1½...8", 40...200A
<b>Gasket</b>	FKM/FPM, EPDM, Kalrez® 6375	-	FKM/FPM, Kalrez® 6375, EPDM, PFA	FKM/FPM, EPDM, Kalrez® 6375	FKM/FPM, EPDM, Kalrez® 6375
<b>Ambient temperature</b>	-40...+85°C/-40...+185°F	-40...+80°C/-40...+176°F	-40...+80°C/-40...+176°F	-40...+80°C/-40...+176°F	-40...+80°C/-40...+176°F
<b>Process temperature</b>	-40...+150°C/-40...+302°F	-40...+80°C/-40...+176°F	-60...+250°C/-76...+482°F (higher on request)	-50...+130°C/-58...+266°F	-50...+200°C/-58...+392°F (higher on request)
<b>Process pressure</b>	-1...40 barg/-14.5...580 psig	-1...3 barg/-14.5...43.5 psig	-1...40 barg/-14.5...580 psig (higher on request)	-1...16 barg/-14.5...232 psig	-1...100 barg/-14.5...1450 psig (higher on request)
<b>Power supply</b>	14.5...30 V DC (Exi), 14.5...36 V DC (Exd)	12...30 V DC	11.5...30 V DC (Exi), 13.5...36 V DC (Exd)	12...30 V DC (Exi), 16...36 V DC (Exd)	12...30 V DC (Exi), 16...36 V DC (Exd)
<b>Output</b>	4...20 mA (HART® 6)	4...20 mA (HART® 7)	4...20 mA (HART® 6), FOUNDATION™ fieldbus, PROFIBUS PA, RS 485 MODBUS RTU**	4...20 mA (HART® 7), FOUNDATION™ fieldbus**, PROFIBUS PA**	4...20 mA (HART® 7), FOUNDATION™ fieldbus**, PROFIBUS PA**
<b>Accessories</b>	Weather protection	Flange, mounting bracket, rear connection nut, cable clamp	Antenna extensions of various shapes and lengths, heating/cooling systems for metallic horn antennas, BM70x adaptor, weather protection	Antenna extensions in metal or PP, purging system, flange plate protection made of PP, weather protection, wall mounted or hanging brackets, low pressure flange disc	Antenna extensions in metal or PTFE, purging/heating/cooling systems for metallic horn antennas, flange plate protection made of PTFE or PEEK, weather protection, OPTIWAVE 7300 process connection adaptor, wall mounted or hanging brackets, low pressure flange disc
<b>Approvals</b>	ATEX, IECEx, NEPSI, NACE	cQPSus general purpose, EAC, CRN, FDA, EU 1934/2004	ATEX, IECEx, cFMus, NEPSI, INMETRO, PESO, EAC, WHG, CRN, NACE	ATEX, IECEx, cQPSus, NEPSI, NACE, EAC**, CRN - ASME B31.3**, PESO**	ATEX, IECEx, cQPSus, NEPSI, NACE, EAC**, WHG**, DNV-GL**, CRN - ASME B31.3**, PESO**
<b>SIL approval</b>	-	-	SIL2	Developed acc. to SIL2/3, IEC 61508 – 2010. The SIL approval is in the process of validation by TÜV Süd, Germany.***	Developed acc. to SIL2/3, IEC 61508 – 2010. The SIL approval is in the process of validation by TÜV Süd, Germany.***

\* Antenna installation, \*\* Available by the end of 2018, \*\*\* Available by 2019

LPR (Level Probing Radar): The antenna can be installed in a closed tank as well as outside. The antenna needs to point downwards and location restrictions apply (Radio Astronomy Station). TLPR (Tank Level Probing Radar): The antenna must be installed in a closed tank.